


WDP100-AL Water Distribution System



The WDP100-AL water distribution system from Munters provides highly durable means of mounting 100 mm thick CELdek® evaporative cooling pads and supplying water to the pads. Together these form an ideal complete system for incorporating evaporative cooling into the ventilation system of a structure.

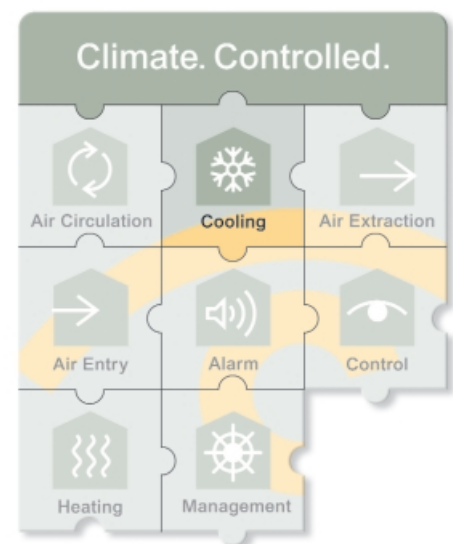
Corrosion of metal parts is a frequent problem amongst gutters used to mount evaporative cooling pads. This leads to frequent leaks and a short life expectancy on such systems. Additionally a lot of time can be wasted on maintenance by trying to keep the system functional. In order to reduce the time and money spent on such unnecessary activities and increase the life expectancy of such a system, all the parts of the WDP100-AL system are manufactured in either extruded aluminium or plastic, which provides for an extremely durable system.

The main structural components of the system are the top and bottom extruded aluminium gutters. They have the dual purpose of holding the pads as well as distributing the water. A perforated water distribution pipe with a unique self cleaning shape is incorporated into the top gutter. This allows for the even distribution of water onto the top of the pads, eliminating dry streaks in the pads. In such dry streaks no evaporative cooling can take place and consequently hot dry air can enter the structure through such spaces even while the system is in operation. The extruded aluminium channels are very sturdy which allows for a longer distance between mounting brackets.

EQUIPMENT

WDP100-AL

- Excellent durability – extruded aluminium
- Corrosion resistant
- Quick and easy installation:
 - longer distances between mounting brackets
 - perforated water distribution pipe is incorporated into the top aluminium gutter
- Complete watering kits
- Neat finish



An incorporated distribution pipe; a clean smooth aluminium finish and a long distance between mounting brackets all ensure a neat finish as well as quick and easy installation.

Watering kits provide all the necessary pipe work and fittings, the tank and pump required to complete an

installation. The only external connection that has to be supplied is for connecting the supply water line to the ball valve in the tank. Plumbing kits are sized to ensure the right pump capacity and tank size is used for each length of installation.

Installation options

The WDP100-AL can be mounted in different configurations. Below are the possibilities with the maximum length of gutter, each watering kit and drain kit can service.

Watering Kit
 Single section

One plumbing kit supplying one short section of gutter with the water entry through one of the top joints.

Maximum length: Watering Kit-A 12m, Watering Kit-B 24m

Watering Kit
 Side entry

One plumbing kit supplying one short section of gutter with the water entry through one of the side sections.

Maximum length: Watering Kit-A 6m, Watering Kit-B 12m

Watering Kit
 Continuous section

More that one plumbing kits suppling one long section of gutter with the water entry through one of the top joints.

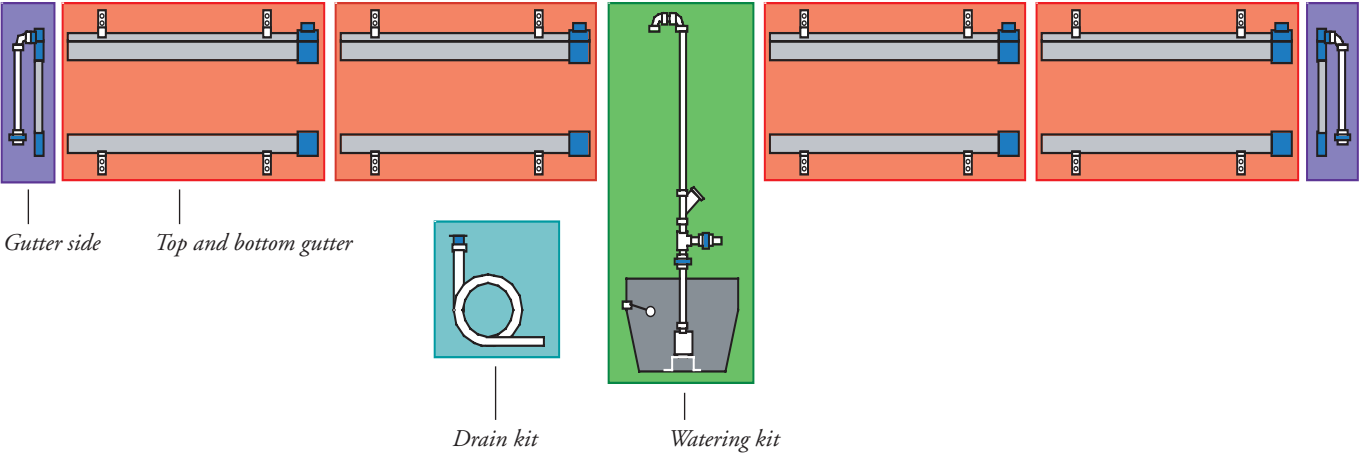
Maximum length: Watering Kit-A 12m, Watering Kit-B 24m

Drain Kit

One kit for returning the recirculation water from the bottom gutter to the tank.

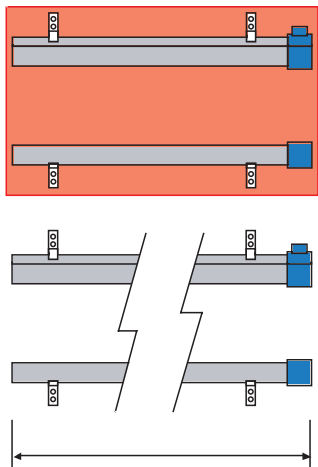
Maximum length: Drain kit 12m

System overview



Order information

Top and bottom gutter

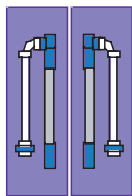


By using the combination of lengths available any total length upwards from 1.2 m is possible, using 0.6 m increments. Each gutter kit consist of the following equipment:

- 1 x top aluminium gutter,
- 1 x bottom aluminium gutter,
- 1 x top plastic connection piece,
- 1 x bottom connection piece,
- 2 x top stainless steel mounting brackets,
- 2 x bottom stainless steel brackets.

Aluminium gutter length	Ordering code
3.0 m	WDP-100-AL-GU-3000
1.8 m	WDP-100-AL-GU-1800
1.2 m	WDP-100-AL-GU-1200

Gutter sides



The gutter side kit provides a neat ending and prevents water spillage from the pads. It also provides a plumbing kit that can be used for cleaning the water distribution pipe. One kit is required per section. Each kit consists of the following equipment:

- 2 x top plastic ends,
- 2 x bottom plastic ends,
- 2 x aluminium end sections,
- 2 x plastic plumbing kits with plastic piping, connections and valve.

Pad height	Ordering code
1.2 m	WDP-100-AL-SD-1200
1.5 m	WDP-100-AL-SD-1500
1.8 m	WDP-100-AL-SD-1800

Drain kit

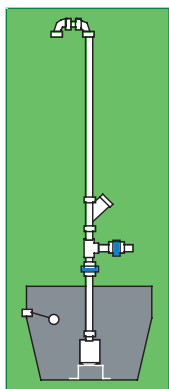


The drain kit is used to channel the return water back from the bottom gutter to the water tank. It consists of the following equipment:

- 1 x plastic spigot,
- 1 x flexible pipe (12 m long),
- plastic connections, clamp and mounting screws.

Kit type	Ordering code
Drain Kit	WDP-100-AL-DK

Watering kit



Two watering kits are available. Watering Kit-A has a 300 l tank and 0.5 hp submersible pump while watering Kit-B has a 500 l tank with a 0.75 hp submersible pump. A pump stand can be placed in the bottom of the tank when the pump is installed. This prevents the pump from sucking up any possible dirt that might accumulate there. The kits can be used for all installation options listed above. Each kit

consists of the following equipment:

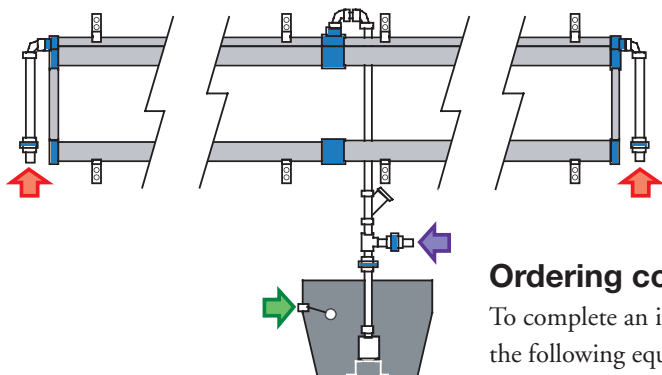
- 1 x submersible pump with float valve,
- 1 x plastic tank,
- 1 x in-line filter, connection for bleed-off,
- plastic piping, connections and valves,
- 2 x silicone tubes for installation,
- 1 x PVC glue tube for piping,
- 1 x installation manual,
- 1 x stainless steel pump stand.

Technical specifications

	Watering Kit-A	Watering Kit-B
Electricity supply	230 VAC 50 or 60 Hz	230 VAC 50 or 60 Hz
Current	2.1 A	3.5 A
Phases	1	1
Power	0.5 hp	0.75 hp

Kit type	Ordering code
A (50 Hz electrical supply)	WDP-100-AL-WK-A-50
A (60 Hz electrical supply)	WDP-100-AL-WK-A-60
B (50 Hz electrical supply)	WDP-100-AL-WK-B-50
B (60 Hz electrical supply)	WDP-100-AL-WK-B-60

The diagram below indicates the sizes of all the external plumbing connections that can be made,



- 25mm nipple for hose connection
- 20mm nipple for hose connection
- 1/2" male thread – water pressure at least 1 bar

Ordering code – example

To complete an installation with a gutter length of 19.2 m and a pad height of 1.5 m, the following equipment needs to be ordered.

- 6 x WDP-100-AL-GU-3000
- 1 x WDP-100-AL-GU-1200
- 1 x WDP-100-AL-SD-1500
- 1 x WDP-100-AL-WK-A-50 (for 50Hz electrical supply).
- 1 x WDP-100-AL-DK

WDP100-AL cooling system is developed and produced by Munters Italy, S.p.A., Italy.



Munters Europe AB, HumiCool Division, Kung Hans Väg 8, P.O. Box 434, SE-191 24 Sollentuna, Sweden. Phone +46 8 626 63 00, Fax +46 8 754 56 66.
Munters Italy S.p.A., Strada Piani 2, IT-18027 Chiusavecchia, Italy. Phone +39 0183-52 11, Fax +39 0183-521 333.
www.munters.com

Australia Munters Pty Limited, Phone +61 2 6025 6422, Fax +61 2 6025 8266, **Austria** via sales organization in Germany, **Brazil** Munters Brasil Industria e Comercio Ltda, Phone +55 11 5054 0150, Fax +55 11 5054 0883, **China** Munters Air Treatment Equipment (Beijing) Co., Ltd., Phone +86 10 80 481 121, Fax +86 10 80 483 493, **Denmark** via sales organization in Sweden, **Finland** Munters Oy, Phone +358 9 83 86 030, Fax +358 9 83 86 0336, **France** Munters France S.A., Phone +33 1 34 11 57 50, Fax +33 1 34 11 57 51, **Germany** Munters Euroform GmbH, Phone +49 241 89 00 0, Fax +49 241 89 00 5199, **Indonesia** Munters, Phone +62 21 9105446-7, Fax +62 21 5310509, **Italy** Munters Italy S.p.A., Phone +39 0183-52 11, Fax +39 0183-521 333, **Japan** Munters K.K., Phone +81 3 5970 0021, Fax +81 3 5970 3197, **Kingdom of Saudi Arabia and Middle East** Hawa Munters, c/o Hawa United Cooling Syst. Co. Ltd., Phone +966 1 477 15 14, Fax +966 1 476 09 36, **Korea** Munters Korea Co., Ltd, Phone +82 2 761 8701, Fax +82 2 761 8777, **Mexico** Munters Mexico Phone +52 722 270 40 30, Fax +52 722 270 41 95, **Norway** via sales organization in Sweden, **South Africa and Sub-Sahara Countries** Munters (Pty) Ltd, Phone +27 11 971 9700, Fax +27 11 971 9701, **Spain** Munters Spain S.A., Phone +34 91-640 09 02, Fax +34 91-640 11 32, **Sweden** Munters Europe AB, Phone +46 8 626 63 00, Fax +46 8 754 56 66, **Switzerland** via sales organization in Germany, **Thailand** Munters (Thailand) Co. Ltd., Phone +66 2 645 2708-12, Fax +66 2 645 2710, **United Kingdom** Munters Ltd, Phone +44 845 644 3980, Fax +44 845 644 3981, **USA** Munters Corporation **Fort Myers**, Phone +1 239 936 1555, Fax +1 239 936 8858, Munters Corporation **Mason**, Phone +1 888 335 0100, Fax +1 517 676 7078, **Export & Other countries** Munters Europe AB, Phone +46 8 626 63 00, Fax +46 8 754 56 66.

Munters reserves the right to make alterations to specifications, quantities, etc., for production or other reasons, subsequent to publication.
© Munters Europe AB, 2006

Your closest distributor